

**FY24-11**

EMPLOYER BULLETIN

INSTRUCTIONS FOR FILING THE 2023-2024 ANNUAL CERTIFICATION

June 2024

Annual Certification

The Annual Certification process can be started once all 2023-24 Defined Benefit (DB) pay-period reports have been uploaded and posted and all records from pay-period reports requiring TRS review have been processed. To begin the roll up of the information reported throughout the year, go to the Employer Reporting Dashboard and select “Click here to start/continue the Annual Certification process.”

For guidance on the Annual Certification process and reporting requirements, refer to the following links:

- [TRS Annual Certification Process](#) (review before starting)
- [Annual Certification Process Procedures](#) (review before starting)
- [Defined Benefit Employer Reporting File Format](#)
- [Employer Bulletin FY24-10](#)
- [Gemini System Update FY24-12](#)
- [Annual Certification Edits](#)

Filing Deadline

August 15, 2024, 11:59 p.m. is the filing deadline for the Annual Certification. The Annual Certification should report service and earnings in accordance with applicable laws and rules. An Annual Certification failing to materially conform to the applicable laws and rules of TRS will not be deemed received until it is properly corrected and resubmitted to TRS. A \$250 per day, late-filing penalty will be assessed for each day past the deadline that this report is not on file with TRS. If an employer is assessed a late-filing penalty, the penalty will be reflected in the penalties section of the Employer Bill and in the Invoices section on the Totals page of the next pay-period report after the penalty has been assessed.

Annual Certification Dashboard

After initiating the Annual Certification process, the Annual Certification Dashboard will be displayed. Employers can navigate to different pages within the Annual Certification allowing multiple people to work on the Annual Certification at the same time.

(more)

**TEACHERS' RETIREMENT SYSTEM
OF THE STATE OF ILLINOIS**

2815 West Washington
P.O. Box 19253
Springfield, Illinois 62794-9253
(888) 678-3675
employers@trsill.org

Member Summary

This page lists every member on the Annual Certification and the member's rolled-up service and earnings information. Once all data has been rolled up, review if the Members count is correct on the top left side of the Annual Certification Member Summary screen. If any members are not reported, **stop and delete the Annual Certification by using the Delete button at the bottom of the page.** Any time Delete is used, all corrections are lost. You will need to upload a report to add the member to Gemini. After the report is submitted and posted, the Annual Certification process can be started again by selecting "Click here to start/continue the Annual Certification process" from the Employer Reporting Dashboard.

A yellow triangle will appear in the Action Needed column if there are errors that need to be resolved. You can select the Errors Only box on the top right to easily identify the members who need to be researched. Use the Actions dropdown to go to the Annual Certification Member Summary Details screen to view the member's details and make updates or view and edit the edit explanations that were entered on the Member Summary Detail for warning errors. After addressing all error codes, making all necessary corrections, and ensuring all members' service and earnings information is correctly reported, select the "Review Complete" box.

Edit Explanations

This page lists all edit explanations that were entered on the Member Summary Details screen. From the Actions dropdown, you can view the Summary Details for the member or update the Edit Explanation. After reviewing all Edit Explanations and ensuring they are accurate and complete, select the "Review Complete" box. Edit explanations can also be updated on each individual member's Member Summary Details screen.

Final Sick Leave

The Final Sick Leave Review page should include all members who terminated employment during the school year. This screen will display all members who were reported as terminated throughout the year on the pay-period reports.

Employers can add sick leave information or make updates to the rolled-up information. Termination information is added on the Annual Certification Member Summary Details screen.

When reporting sick leave, please note:

- The Employment Begin Date is the first date that the member began working for the district in a TRS-covered position. This is the date the employer reported on the pay-period reports and it cannot be updated through the Annual Certification.
- The Employment End Date is the final day a member worked or used a sick, personal or vacation day. It is **not** the member's resignation date.
- If the district employed a member more than once and sick leave days earned from the previous employment were reinstated to the member, contact TRS to ensure that the previously reported sick leave days are corrected to zero. If the district employed a member more than once and sick leave days earned from the previous employment period were not reinstated to the member, only report the most recent employment period and the sick leave days associated with that employment period on the report.
- Report only unused, uncompensated sick leave days that a member had available on the date he/she terminated district employment. Include unused business, personal or other nonvacation leave days that were available to use for illness.
- Round sick leave days to the nearest 10th decimal place. Do not round sick leave days to the nearest whole number. For example:

(more)

1. If the member had 55.75 sick leave days, report 55.8 days.
2. If the member has 72.32 sick leave days, report 72.3 days.

Sometimes districts have members who have been involuntarily laid off due to a reduction in force (RIF) and as of the August 15 Annual Certification deadline, employers do not know who will be rehired. Report final sick leave based upon current information when filing the Annual Certification. Notify TRS if anyone is rehired after the Annual Certification has been submitted and sick leave needs to be corrected. For additional information on reporting sick leave days, refer to [Chapters 5 and 6 of the Employer Guide](#) and [Employer Bulletin FY22-34](#).

After ensuring sick leave has been accurately reported for all members who terminated during the school year, select the “Review Complete” box.

Federally Funded Earnings

The Federally Funded Earnings page lists the total amount of federally funded salaries paid by grant type. Employers are able to edit the amount of salaries reported under each grant type or add salaries under a grant type that is not listed. After ensuring all federally funded salaries have been accurately reported, select the “Review Complete” box.

Workers’ Compensation

The Workers’ Compensation page is used to list all members who were on workers’ compensation during the year and part of their daily rates were paid by the employer while on workers’ compensation. After adding all members who were paid part of their daily rates while on workers’ compensation, select the “Review Complete” box.

Final Annual Certification Page

Once all errors have been resolved by making necessary corrections and/or providing detailed edit explanations, sick leave has been reviewed for terminated members, total federal funds have been reviewed, and the Workers’ Compensation page has been completed, progress to the final page of the Annual Certification process. On this page employers will review and certify the final totals for the fiscal year and submit the report to TRS.

Mass Update

If it is discovered that there is a district-wide error in reporting contract days and/or days paid after all data has been rolled up, use the Mass Update feature on the Annual Certification Member Summary page to make corrections to contract days and/or days paid.



Members selected for Mass Update will be rerun through the edit process. If you find that changes made through mass update are not accurate, the Annual Certification will have to be deleted and the Annual Certification process will need to be started again by selecting “Click here to start/continue the Annual Certification process” from the Employer Reporting Dashboard. All corrections are lost anytime Delete is used. Due to this, review changes made through Mass Update before resolving any other errors.

(more)

Adding Records

From the Summary Details screen for each member, select Add Row in order to add a row to report a new Employment Type or to add an additional Payment Reason record. We suggest adding the new row before adjusting the earnings on the existing records.

Saving Changes

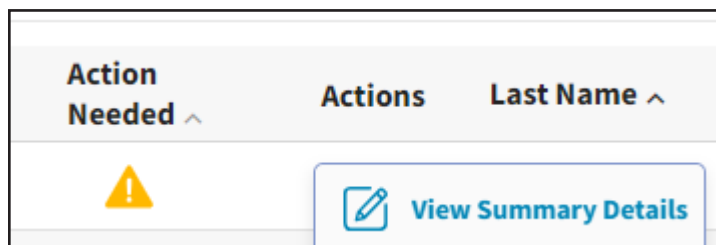
When changes are made via Quick Edit or Add Row, tab out of the box and select “Save” under Actions. All changes will be saved and the Save button at the bottom of the screen will be disabled. Select Cancel to return to the Annual Certification Member Summary screen to continue addressing edits. After changes have been saved, the Cancel button serves as the “back” option. **Do not use** the back option from the browser.

Earnings and Service Not Reportable

If an employee has been reported on pay-period report(s) and it is discovered that they were not in a TRS-covered position, they cannot be deleted from the Annual Certification. On the Annual Certification Member Summary Details screen select Quick Edit from the Actions drop down enter zero “0” in all editable fields.

Edit Process – Fatal and Warning Errors

The edit process allows the employer to correct reporting errors or explain situations that TRS will be required to research. Each error is assigned a number and is either fatal or a warning. Errors invoked for each member can be viewed on the Annual Certification Member Summary Details screen. To access this screen from the Annual Certification Member Summary screen, click on the Actions dropdown and select View Summary Details. Those with errors will have a yellow triangle in the Action Needed column.



When reviewing the Summary Details, fatal errors will be shown in red and warning errors in yellow. A short description of the error will be shown with the error number. To see a detailed description of the error code and instructions for addressing the error, select View More in the Error Resolution column.

Fatal Errors

A fatal error identifies incorrect or incomplete information and must be corrected before the Annual Certification can be submitted to TRS.

Warning Errors

A warning error does not necessarily mean that the information reported is incorrect. Many errors are reasonableness checks, prompting TRS to verify the member data. Review the reported information. Employers should not modify the member data solely because an error exists. Modifications to the member data should only be made if the original information is incorrect or not in accordance with reporting guidelines.

(more)

If a warning error invokes and the reported information is correct, select View More under the Error Resolution column, select Certify then enter a detailed explanation if prompted. Some warning errors may not require a detailed explanation. For those that do, providing as much information as possible may prevent an inquiry from TRS. Only certify a warning error once it has been thoroughly researched and verified that the reported information is correct.

The following explanations do not provide enough detail for TRS to complete processing the Annual Certification. We will be required to contact you for additional information.

- “Reported correctly.”
- “Worked all year.”

Following are examples of fatal and nonfatal errors and the steps necessary to correct them.

Fatal Error

AR2014: Creditable Earnings are greater than Annual Salary Rate.

Corrections required to reported information.

Employment Type Full Time	Contract Days 202	Days Paid 201	Annual Salary Rate 106,731.03	Creditable Earnings 107,272.74
------------------------------	----------------------	------------------	----------------------------------	-----------------------------------

Employment Type	Payment Reason	Contract Days	FTE Percentage	Full Annual Rate	Earnings
Full Time	BS	184	100	105,083.51	105,625.22
Full Time	ED				548.62
Full Time	LS				1,098.90
					\$107,272.74

The annual salary rate is calculated by Gemini’s roll-up process based upon the information reported by the employer in the pay-period reports.

Creditable earnings cannot be greater than annual salary rate. A correction is required to earnings, payment reasons and/or full annual rate. Review the reported information to determine the necessary corrections.

In researching this member, the employer discovers that \$541.71 of extra duty was incorrectly reported as base salary. Correct the BS earnings to \$105,083.51 and the ED earnings to \$1,090.33. The error is resolved after these corrections are made.

Warning Errors

AR2004: The daily rate (computed by dividing Full Annual Rate by Contract Days) multiplied by days paid is not within \$250 of Base Salary (BS) Earnings.


Review the member’s Full Annual Rate, Contract Days, BS Days Paid, Docked Day, LA Days Paid, and BS Earnings.

(more)

Corrections required to reported information.


Actions	Employment Type	Payment Reason	Contract Days	FTE Percentage	Full Annual Rate	Earnings	Member Contributions	Member THIS Contributions	Employer Contributions	Employer THIS Contributions	Docked Days	Days Paid
	Full Time	BS	184	100	53,503.29	13,085.04	1,177.65	117.77	75.89	87.67	0.00	40
	Full Time	ED				294.51	26.51	2.65	1.71	1.97	0.00	0

In researching this member, the employer discovers that days paid were incorrectly reported and extra duty earnings were reported as base salary. Days paid are corrected to 42, BS Earnings are corrected to \$12,212.04 and extra duty earnings are corrected to \$1,167.51. The error is resolved after these corrections are made.

Actions	Employment Type	Payment Reason	Contract Days	FTE Percentage	Full Annual Rate	Earnings	Member Contributions	Member THIS Contributions	Employer Contributions	Employer THIS Contributions	Docked Days	Days Paid
	Full Time	BS	240	100	75,000.00	58,725.00	5,285.25	528.52	340.60	393.46	0.00	211

In researching this member, the employer determined that the member changed positions during the year. The member started the year as a teacher and in October became an assistant principal. The employer corrected the contract days to 211 and the full annual rate to \$58,725. The error is resolved after the corrections are made.

No corrections required to reported information.

Actions	Employment Type	Payment Reason	Contract Days	FTE Percentage	Full Annual Rate	Earnings	Member Contributions	Member THIS Contributions	Employer Contributions	Employer THIS Contributions	Docked Days	Days Paid
	Full Time	BS	185	100	90,000.00	45,000.00	4,050.00	405.00	261.00	301.50	0.00	94

In researching this member, the employer determined that the member had been correctly reported due to how this district prorates salaries for teachers working only one semester. Provide the following explanation, "This member worked second semester only. First semester had 91 days and second semester 94. He was paid .5 of the full rate. $\$90,000 / 2 = \$45,000$."

AR2023: Annual Salary Rate does not match previously reported Annual Salary Rate from Supplementary Report.

AR2024: Annual Certification Creditable Earnings do not match previously reported Creditable Earnings from Supplementary Report.

Rate and earnings were reported incorrectly on the Supplementary Report.

The member was reported as follows on the Supplementary Report.

Earnings Information for 2023-24 School Year			
Date of last payment for regular earnings:		6/14/2024	
Number of days in employment agreement:		184	
Total number of days paid:		184	
DO NOT convert partial days into full day equivalents. Count every paid day, Monday through Friday.			
2022-23 School Year	Annual Salary Rate	Creditable Earnings	Member TRS Contribution s
Base	138,433.00	138,433.00	(9.0%)
Flexible Benefit Plan	1,000.00	1,000.00	
Extra-duty (coaching, driver's education, cheerleading sponsor, etc.)	2,990.01	2,990.01	
Severance / Lump-sum** (bonus, sick leave, retirement incentive, etc.)	7,082.50	7,082.50	13,455.50
Totals:	149,505.51	149,505.51	
**Date of Severance / Lump-sum Payment:		6/14/2024	
(If paid out over several periods, enter last date paid.)			

The member was reported as follows on the Annual Certification.

Employment Type	Contract Days	Days Paid	Annual Salary Rate	Creditable Earnings
Full Time	184	184	150,705.51	150,705.51

Actions	Employment Type	Payment Reason	Contract Days	FTE Percentage	Full Annual Rate	Earnings	Member Contributions	Member THIS Contributions	Employer Contributions	Employer THIS Contributions	Docked Days	Days Paid
<input checked="" type="checkbox"/>	Full Time	BS	184	100	138,433.00	138,433.00	12,458.97	1,245.90	802.91	927.50	0.00	184
<input checked="" type="checkbox"/>	Full Time	ED				4,189.99	377.10	37.71	24.30	28.07	0.00	0
<input checked="" type="checkbox"/>	Full Time	FB				1,000.00	90.00	9.00	5.80	6.70	0.00	0
<input checked="" type="checkbox"/>	Full Time	LS				7,082.52	637.43	63.74	41.08	47.45	0.00	0
Totals						\$150,705.51	\$13,563.50	\$1,356.35	\$874.09	\$1,009.72	0.00	184

In researching this member, the district discovered that there was \$1,200 of extra duty earned during the year for club sponsorships, internal substitution and hallway and bus supervision. The district submitted a revised Supplementary Report. See Revisions on pages 47 and 48 in [Chapter 5](#) of the *Employer Guide*. Certify the error and include the following explanation: "The Annual Certification is correct. A revised Supplementary Report has been submitted to include extra duties earned during the year."

AR2022, AR2023 and AR2024 invoked on a teacher that returned from disability.

AR2022: Annual Certification Days Paid do not match previously reported Days Paid from Supplementary Report.

(more)



AR2023: Annual Salary Rate does not match previously reported Annual Salary Rate from Supplementary Report.

AR2024: Annual Certification Creditable Earnings do not match previously reported Creditable Earnings from Supplementary Report.

Days Paid, rate and earnings correct on both the Supplementary Report and Annual Certification. The teacher returned to teaching after temporary disability.

The member was reported as follows on the Supplementary Report.

Earnings Information for 2023-24 School Year			
Date of last payment for regular earnings:	1/19/2024		
Number of days in employment agreement:	185		
Total number of days paid:	103		
DO NOT convert partial days into full day equivalents. Count every paid day, Monday through Friday.			
2022-23 School Year	Annual Salary Rate	Creditable Earnings	Member TRS Contributions
Base	100,597.79	55,766.17	(9.0%)
Flexible Benefit Plan			
Extra-duty (coaching, driver's education, cheerleading sponsor, etc.)	153.74	153.74	
Severance / Lump-sum** (bonus, sick leave, retirement incentive, etc.)	1,098.90	1,098.90	5,018.96
Totals:	100,597.70	55,766.17	
**Date of Severance / Lump-sum Payment:		12/15/2023	
(If paid out over several periods, enter last date paid.)			

The member was reported as follows on the Annual Certification.

Employment Type	Contract Days	Days Paid	Annual Salary Rate	Creditable Earnings
Full Time	185	150	101,950.43	82,814.98

Actions	Employment Type	Payment Reason	Contract Days	FTE Percentage	Full Annual Rate	Earnings	Member Contributions	Member THIS Contributions	Employer Contributions	Employer THIS Contributions	Docked Days	Days Paid
	Full Time	BS	184	100	100,597.79	81,462.34	7,331.61	733.16	472.48	545.80	0.00	149
	Full Time	ED				100.00	9.00	0.90	0.58	0.67	0.00	0
	Full Time	LS				1,098.90	98.90	9.89	6.37	7.36	0.00	0
	Full Time	SS				153.74	13.84	1.38	0.89	1.03	0.00	1

(more)

In researching this member, the district discovered that she had returned to teaching and earned additional extra duties after her return. The Supplementary Report is correct as of the date she went on disability. Do not correct the Supplementary Report.

Provide the following explanation: “The Supplementary Report is correct. The teacher returned to teaching on March 16, 2024. She earned \$100 of extra duties for attending a curriculum writing workshop after her return.”

Leave of Absence

In Gemini, employers report the number of days members are on unpaid leaves of absence during the school year. The Payment Reason LA - Unpaid Leave of Absence should be used to report leaves under the Family Medical Leave Act (FMLA) of 1993, reductions in force (RIF), or any other type of board-approved unpaid leave. This information is included in the rolled-up data in the Annual Certification. Employers can make updates to the information reported under the Payment Reason of LA or add LA records.

Members may be able to purchase TRS service credit for the period of the unpaid leave of absence. Providing leave of absence information allows TRS to notify the member of his/her right to claim the service credit.

Military Leaves

TRS will give full earnings and service credit to all members called away from teaching to active military duty without charging any contributions for the period the members are on active duty. In Gemini, employers report time periods members are called to active military duty during the school year. This information will be included in the rolled-up data in the Annual Certification. Employers can make updates to the information reported under the Payment Reason of ML – Military Leave or add ML records.

Sabbatical Leave

In Gemini, employers report time periods members are on a sabbatical leave of absence in accordance with the School Code (105 ILCS 5/24-6.1) during the school year. This information will be included in the rolled-up data in the Annual Certification. Employers can make updates to the information reported under the Payment Reason of SB – Sabbatical or add SB records. This payment reason should not be used to report leaves of absence granted for other reasons. Refer to [Chapter 6](#) of the *Employer Guide* or the School Code for more information about sabbatical leaves.

Submit the Annual Certification

Once all errors have been resolved, necessary corrections made and each page from the Annual Certification Dashboard has been reviewed, progress to the final page of the Annual Certification process. On this page you will review and certify the final totals for the fiscal year and submit your report to TRS. **The Submit to TRS button will not be enabled until July 1.**

Corrections after Annual Certification Submitted to TRS

Once submitted, employers will no longer be able to make updates. If you find a correction is necessary (i.e. timesheet for work performed in June turned in late, sick leave did not include personal leave days, teacher paid on incorrect step of the salary schedule, member resigned after Annual Certification submitted and sick leave needs to be reported, etc.), email TRS at employers@trsill.org. Include the member’s name, last four of the SSN, reason for the correction, required correction(s).

(more)

Reports

Employers will be able to view and print reports from the Employer Access Area of the TRS website. The following reports will be available:

- Annual Report,
- Annual Report Remittances,
- Terminated Sick Leave Report,
- Leave of Absences Reports,
- Sabbatical Leave Reports,
- Summary of Changes and
- Prior year Annual Reports.

Annual Certification Information and Notes

Keep the Annual Certification information and notes readily available until the middle of November. After TRS receives the Annual Certification, an extensive review process takes place. TRS Employer Services Department auditors review all Annual Certifications and complete the review process by the middle of November. Based upon telephone calls or correspondence with districts, corrections to the reported information may be necessary. After all required corrections are processed, employers will be notified via email when the report is complete and the Summary of Changes Report is available to view. Employers are annually required to confirm that they have reviewed the Summary of Changes Report in Employer Access. To confirm, select “Confirm Sum of Changes” on the left navigation bar. Select the check box on the Confirm Summary of Changes screen and then “Save.”

Report Difference Process

Based on corrections made by the employer during the Annual Certification process and/or corrections made by TRS during the audit of the Annual Certification, contributions may be due to TRS or due back to the employer. Once the review of the Annual Certification is complete, TRS will calculate the amount of TRS and THIS Fund contributions due based upon the earnings reported. TRS will transfer any overpayment of TRS contributions to underpayments of TRS contributions. TRS acts as a service agent for the Illinois Department of Central Management Services for the collection of THIS Fund contributions. As a result, TRS cannot process any transfers between the TRS contributions and the THIS Fund contributions. If after any transfers of contributions an overpayment exists, TRS will voucher the overpayment to the district. If any amounts are due, they will be reflected on the Report Difference Contributions section of the monthly Employer Bill and in the Invoice section on the Totals page of the next pay-period report.

2024-25 Days Worked Report

Accuracy in reporting the number of days is critical because this number is used to determine the amount of TRS service credit each member receives for the school year. Service credit is granted for each day or partial day worked, Monday through Friday, during the school year in a position requiring teacher licensure. Many school districts have developed their own system to record and accumulate the number of days the member was paid for during the school year. School districts who do not have an automated days tracking system in place may find the 2024-25 Days Worked Report useful for recording the date of each different day worked throughout the 2024-25 year for part-time contractual, part-time noncontractual (hourly), or substitute teachers. [The form can be downloaded from the TRS website.](#)

Post-retirement Hours Worked Calendar

Employers are required to report post-retirement hours worked in Gemini. Annuitants are limited to work a maximum of 600 hours per school year in a TRS-covered position. All time that an annuitant is required to be present (before, between and after class) and paid time off counts towards the limitation. Record each full day (five or more hours) as five hours, even if more than five hours were worked on that date. For partial days, (fewer than five hours), record the actual number of clock hours worked to the nearest hundredth decimal. For additional information on post-retirement, refer to [Chapter 10](#) of the *Employer Guide*. [The form can also be downloaded from the TRS website using this link.](#)

Questions

For questions about completing the Annual Certification, please email questions to employers@trsill.org or call the TRS Employer Services Department, Monday through Friday during the business hours of 7:30 a.m. to 4:30 p.m. at 888-678-3675, option 1.

